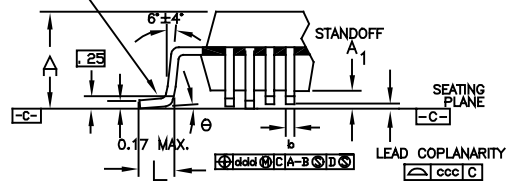
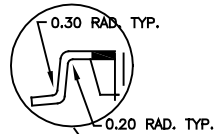
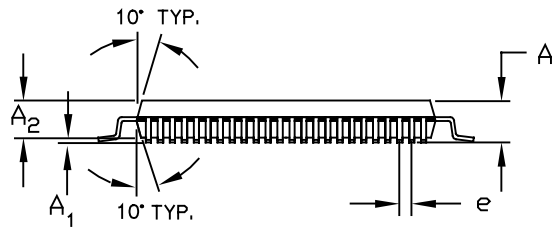
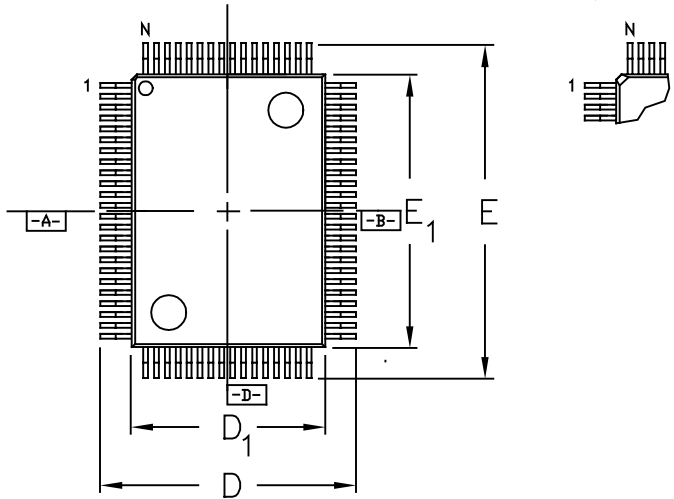


ANOTHER VARIATION OF PIN 1 VISUAL AID



REVISIONS				
ECN	REV	DESCRIPTION	DATE	APPROV
S0650	A	NEW DRAWING	9/26/95	
S0685	B	ADD MAX. STANDOFF IN 2.7 BODY THICKNESS.	6/20/96	
S0719	C	CHANGE 64L, b DIM. TO .40+/-0.05.	9/17/96	

2.70 mm THICK, BODY + 3.2 mm / BODY + 3.9 mm FOOTPRINT							
DIMS.	TOLS.	LEADS	64L	80L	100L	120L	128L
A	MAX.						3.40
A <sub>1</sub>	MIN./MAX.						.25/.50
A <sub>2</sub>	±.10						2.70
D	±.20				17.20 / 17.90		
D <sub>1</sub>	±.10				14.00		
E	±.20				23.20 / 23.90		
E <sub>1</sub>	±.10				20.00		
L	+.15/-0.10				.88		
e	BASIC		1.00	.80	.65		.50
b	±.05		.40	.35	.30		.22
θ					0°-7°		
ddd			.20 NOM.	.20 NOM.	.12 NOM.		.08 MAX.
ccc	MAX.			.10			.08

2.00 mm THICK, BODY + 3.2 mm FOOTPRINT							
DIMS.	TOLS.	LEADS	64L	80L	100L	120L	128L
A	MAX.						2.35
A <sub>1</sub>	MAX.						.25
A <sub>2</sub>	±.10						2.00
D	±.20				17.20		
D <sub>1</sub>	±.10				14.00		
E	±.20				23.20		
E <sub>1</sub>	±.10				20.00		
L	+.15/-0.10				.88		
e	BASIC		1.00	.80	.65		.50
b	±.05		.40	.35	.30		.22
θ					0°-7°		
ddd			.20 NOM.	.20 NOM.	.12 NOM.		.08 MAX.
ccc	MAX.			.10			.08

- NOTES : 1) ALL DIMENSIONS IN MM.  
 2) DIMENSIONS SHOWN ARE NOMINAL WITH TOLERANCES AS INDICATED.  
 3) FOOT LENGTH "L" IS MEASURED AT GAGE PLANE, 0.25 ABOVE THE SEATING PLANE.

ASAT Inc.				
DRAWN AH-SAN	14x20 mm QFP MARKETING OUTLINE			
DATE 9/17/96	DRWG NO. DGMQ14201	REV C	SHEE' 1/	
CHECKED NIC B.				